

# WAVOO WAJEEHA WOMEN'S COLLEGE OF ARTS AND SCIENCE COLLEGE, KAYALPATNAM.

## IQAC - ALUMNI FEEDBACK REPORT

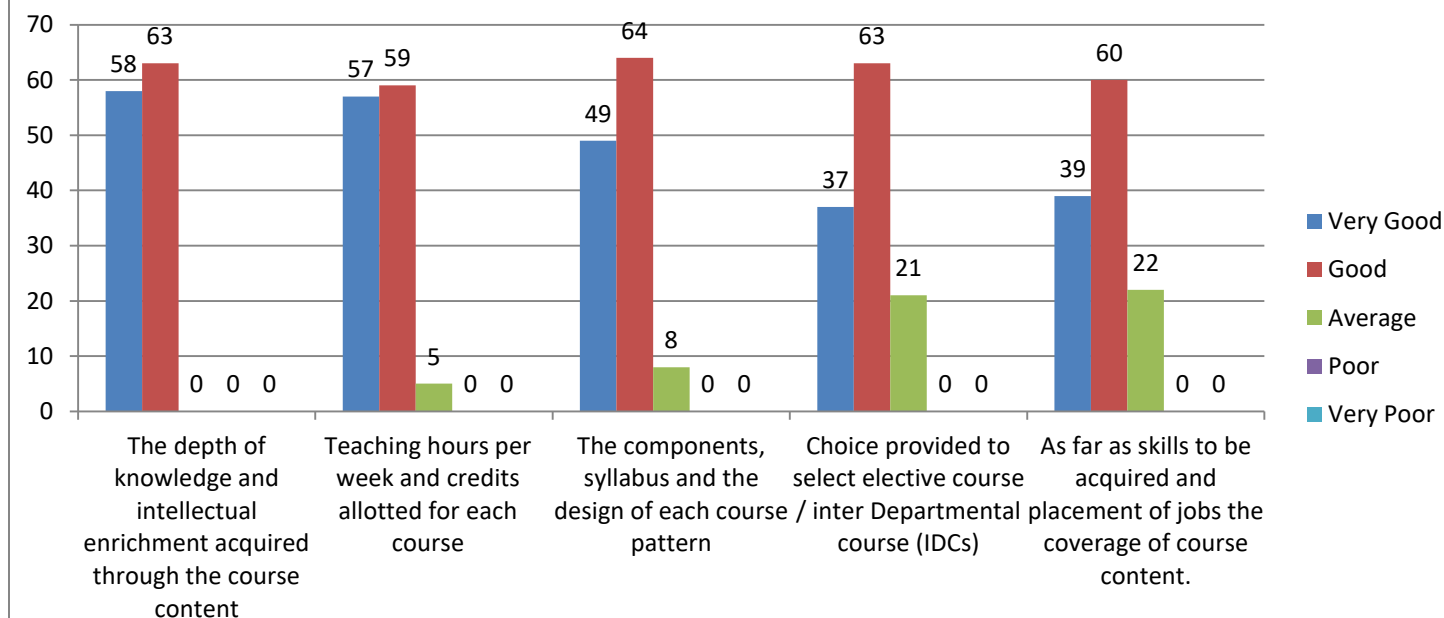
(2022-2023)

Number of Alumni 121

### A) Course Content about Programme Undertaken

S. No.	Criteria	Very good	Good	Average	Poor	Very poor
1	The depth of knowledge and intellectual enrichment acquired through the course content	58	63	0	0	0
2	Teaching hours per week and credits allotted for each course	57	59	5	0	0
3	The components, syllabus and the design of each course pattern	49	64	8	0	0
4	Choice provided to select elective course / inter Departmental course (IDCs)	37	63	21	0	0
5	As far as skills to be acquired and placement of jobs the coverage of course content.	39	60	22	0	0

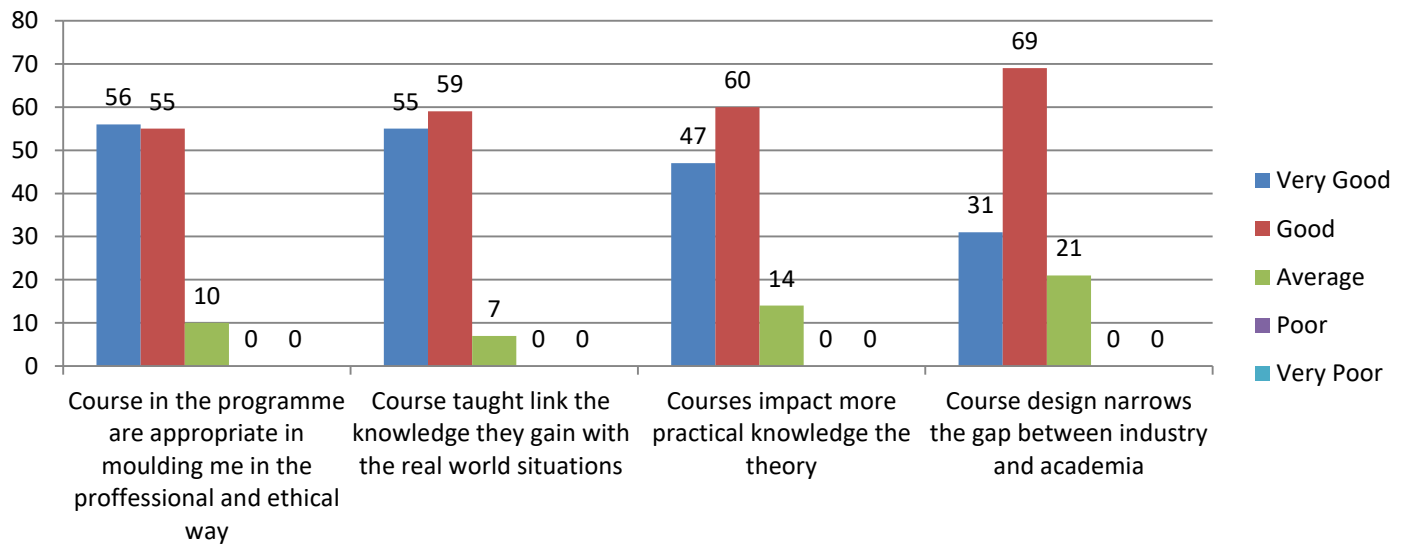
### A) Course Content about Programme Undertaken



### B)Course content relevance towards industry

S. No.	Criteria	Very good	Good	Average	Poor	Very poor
6	Course in the programme are appropriate in moulding me in the proffessional and ethical way	56	55	10	0	0
7	Course taught link the knowledge they gain with the real world situations	55	59	7	0	0
8	Courses impact more practical knowledge the theory	47	60	14	0	0
9	Course design narrows the gap between industry and academia	31	69	21	0	0

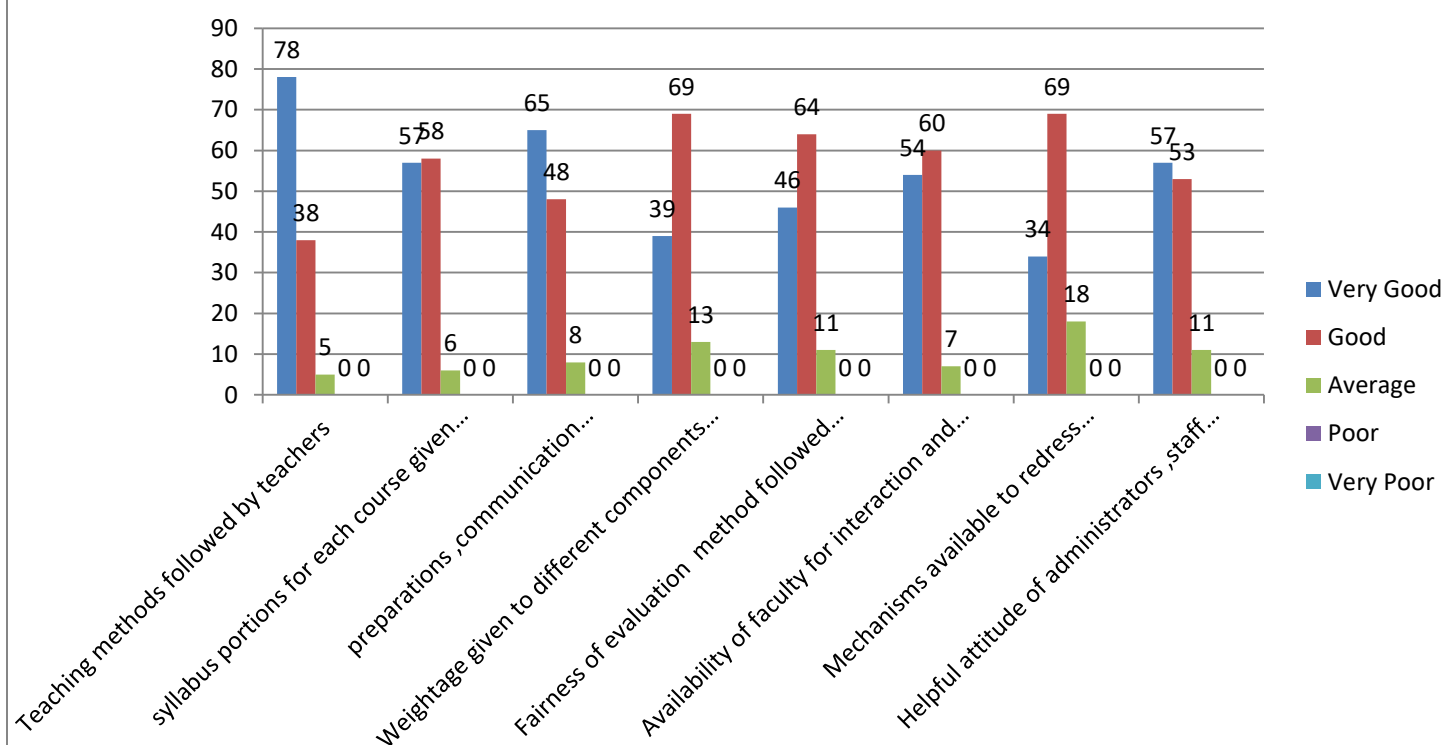
### B)Course content relevance towards industry



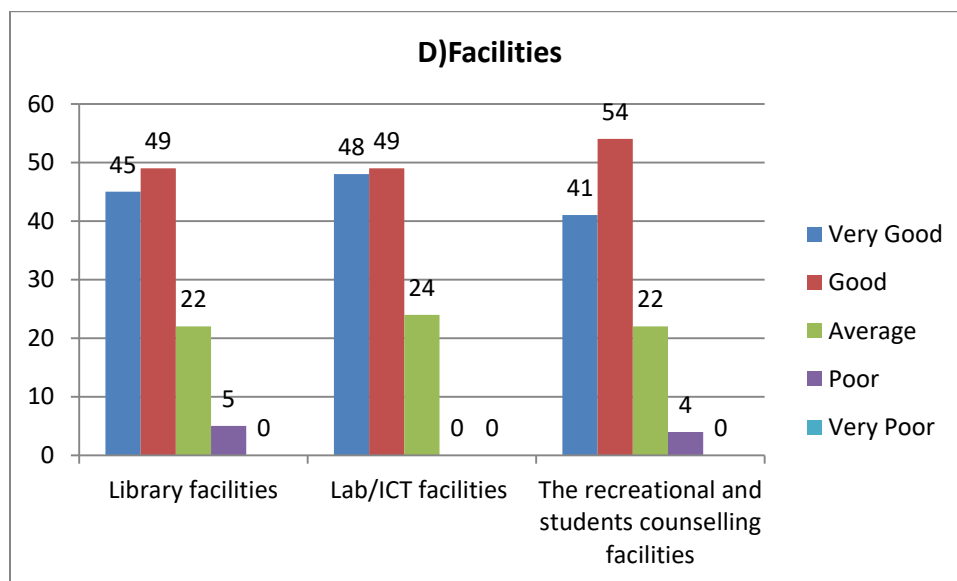
### C)Teaching and Evaluation

S. No.	Criteria	Very good	Good	Average	Poor	Very poor
10	Teaching methods followed by teachers	78	38	5	0	0
11	syllabus portions for each course given for self-study and learning in the form of assignments,seminars ,etc.	57	58	6	0	0
12	preparations ,communication ,encouragement and helpful attitude of teachers in assisting you to learn better.	65	48	8	0	0
13	Weightage given to different components of CIA and the way in which they are implemented	39	69	13	0	0
14	Fairness of evaluation method followed for CIA and semester exam.	46	64	11	0	0
15	Availability of faculty for interaction and guidance.	54	60	7	0	0
16	Mechanisms available to redress academic grievances	34	69	18	0	0
17	Helpful attitude of administrators ,staff and non-teaching staff to provide suitable campus culture and atmosphere.	57	53	11	0	0

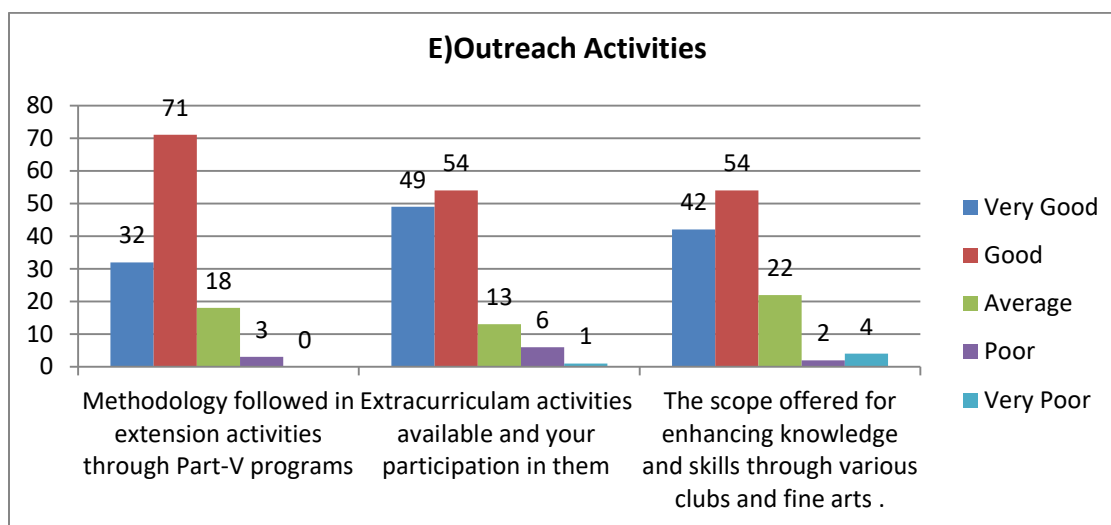
### C)Teaching and Evaluation



D)Facilities						
S. No.	Criteria	Very good	Good	Average	Poor	Very poor
18	Library facilities	45	49	22	5	0
19	Lab/ICT facilities	48	49	24	0	0
20	The recreational and students counselling facilities	41	54	22	4	0



E)Outreach Activities						
S. No.	Criteria	Very good	Good	Average	Poor	Very poor
21	Methodology followed in extension activities through Part-V programs	32	71	18	3	0
22	Extracurriculum activities available and your participation in them	49	54	13	6	1
23	The scope offered for enhancing knowledge and skills through various clubs and fine arts .	42	54	22	2	4



F)Overall						
S. No.	Criteria	Very good	Good	Average	Poor	Very poor
24	Overall rating of the programmes and other facilities provided.	53	61	7	0	0

